



# FEMA

## Daily Operations Briefing

Tuesday, November 10, 2020

8:30 a.m. ET

# National Current Operations and Monitoring



FEMA

## Significant Incidents or Threats:

- COVID-19
- Freezing rain possible – Central/Northern Plains to the Great Lakes
- Heavy snow possible – Northern Intermountain & Upper Mississippi Valley

## Tropical Activity:

- Atlantic:
  - Tropical Storm Eta
  - Subtropical Storm Theta
  - Disturbance 1: High (70%)
- Eastern, Central, and Western Pacific: No current activity

**Declaration Activity:** None

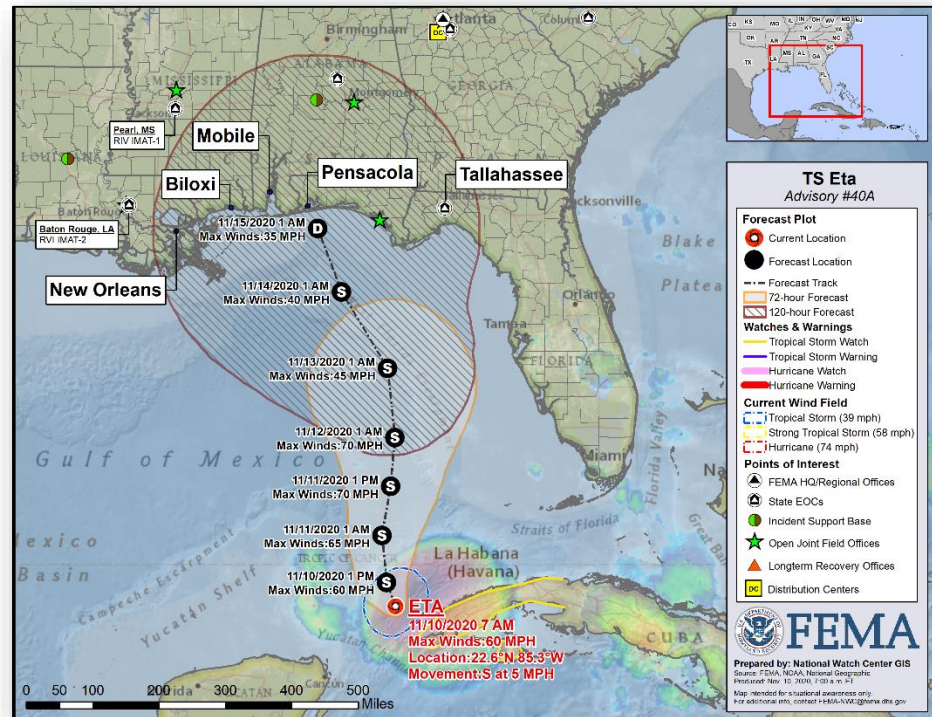
# Tropical Storm Eta – Atlantic

## Tropical Storm Eta (Advisory #40A as of 7:00 a.m. ET)

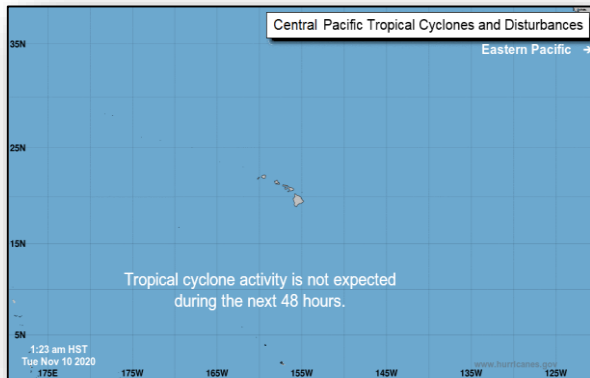
- 60 miles NW of the western tip of Cuba
- Moving S at 5 mph
- Maximum sustained winds 60 mph
- Expected to become stationary again later today
- Additional strengthening is forecast during the next day or two
- Tropical-storm-force winds extend out up to 60 miles

## Hazards Affecting Land

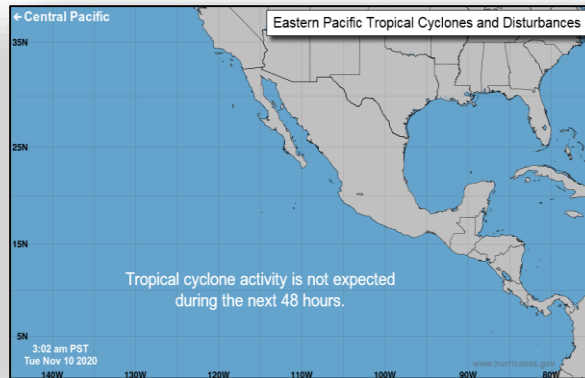
- Rainfall: additional 1-2 inches, isolated maximum storm totals of 20 inches, for portions southern FL
- Additional flash and urban flooding, especially across previously inundated areas, possible for south FL today and tonight
- Swells are likely to cause life-threatening surf and rip current conditions



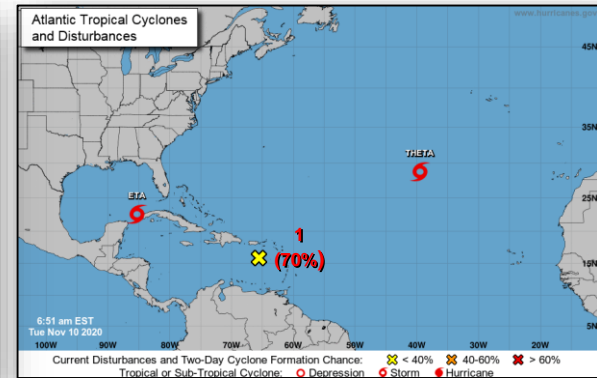
# Tropical Outlook



**Central Pacific**



**Eastern Pacific**



**Atlantic**

**Subtropical Storm Theta** (Advisory 2 as of 4:00 a.m. ET)

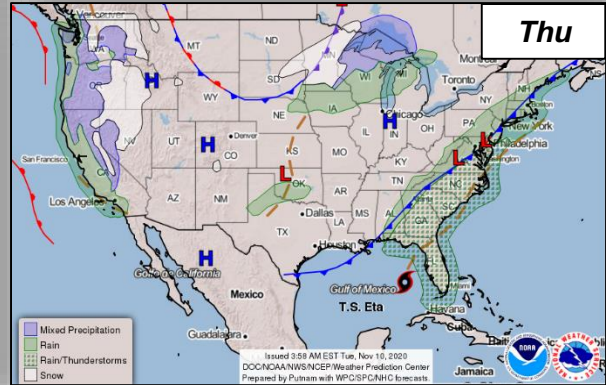
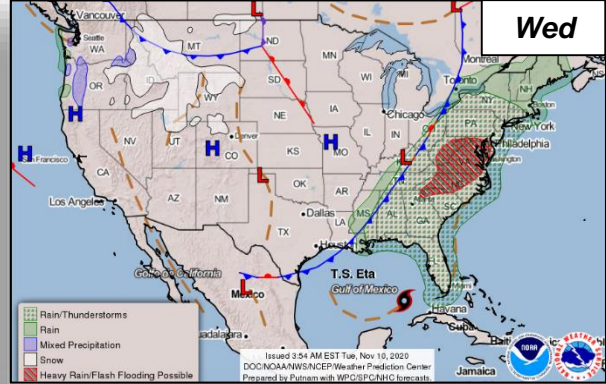
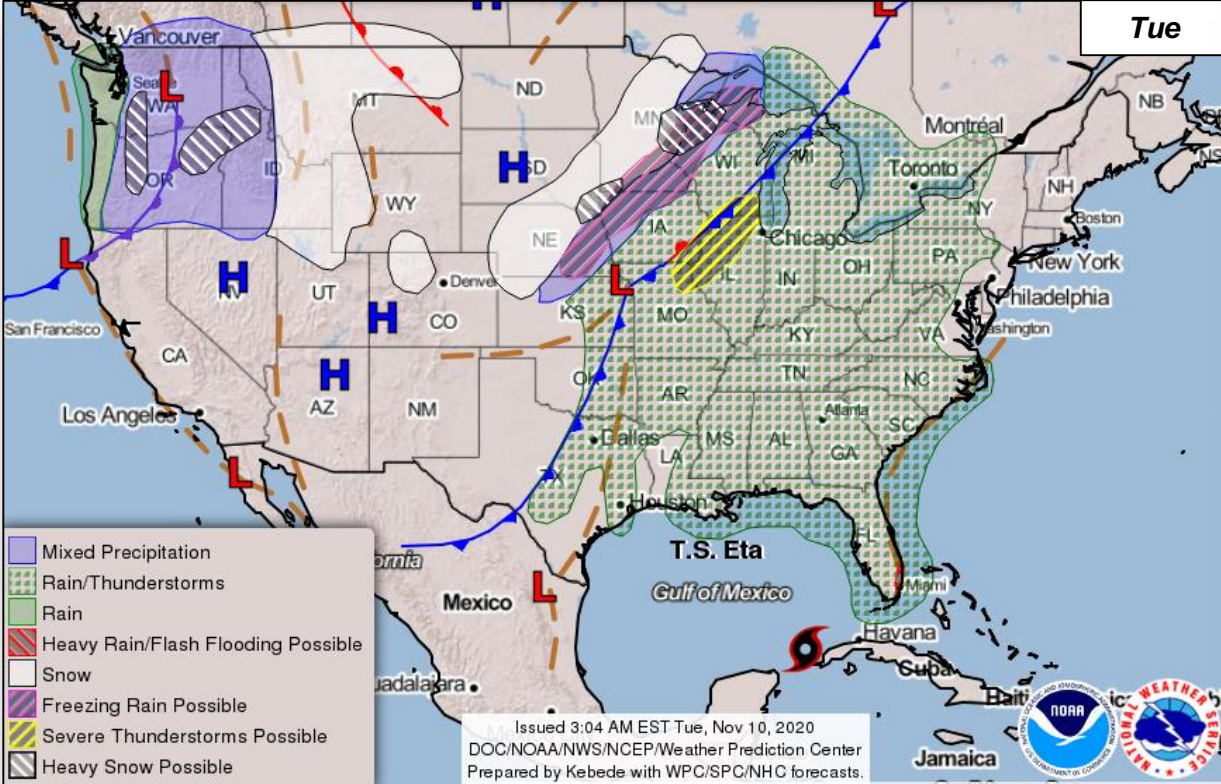
- 960 miles SW of the Azores
- Moving E at 12 mph
- Maximum sustained winds 50 mph
- Winds of 40 mph extend outward up to 115 miles
- No coastal watches or warnings, No US threats

**Disturbance 1** (as of 7:00 a.m. ET)

- Forecast to form over the eastern Caribbean Sea
- Tropical depression could form late this week
- Formation chance through 48 hours: Low (near 0%)
- Formation chance through 5 days: High (70%)



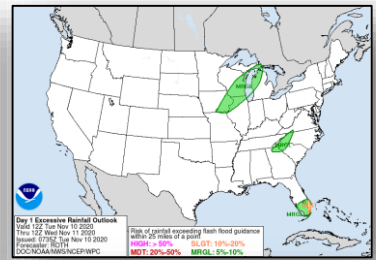
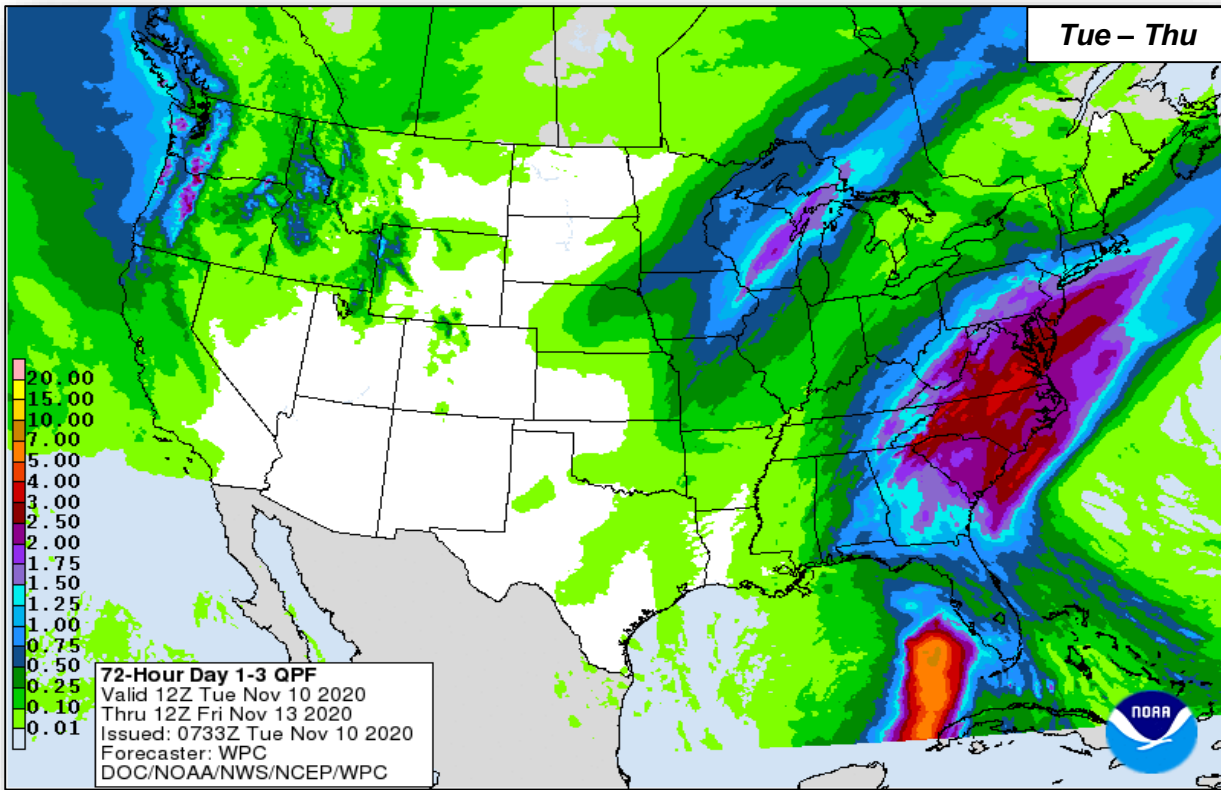
# National Weather Forecast



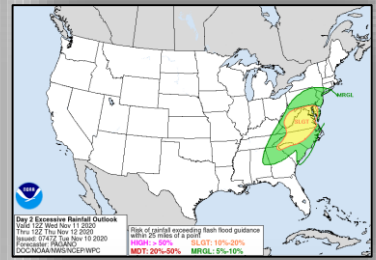
# Precipitation & Excessive Rainfall



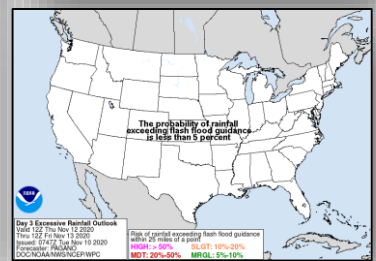
FEMA



*Tue*



*Wed*



*Thu*

# Joint Preliminary Damage Assessments



FEMA

Region	State / Location	Event	IA	Number of Counties		Start – End
			PA	Requested	Complete	
III	MD	Tropical Storm Isaias Aug 4-5	IA	0	0	N/A
			PA	21	2	8/21 – TBD
IV	GA	Hurricane Zeta Oct 28	IA	0	0	N/A
			PA	22	0	11/9 – TBD
	MS	Hurricane Zeta Oct 28	IA	6	0	11/10 – TBD
			PA	0	0	N/A
VI	TX	Hurricane Laura Aug 23 and continuing	IA	10	10	9/15 – 10/19
			PA	10	0	9/2 – TBD
	OK	Ice Storm Oct 25 and continuing	IA	0	0	N/A
			PA	34	0	11/4 – TBD
VIII	CO	Wildfires Aug 11 and continuing	IA	3	0	11/2 – TBD
			PA	4	0	11/9 – TBD

# Declaration Requests in Process – 10



**FEMA**

<b>State / Tribe / Territory – Incident Description</b>	<b>Type</b>	<b>IA</b>	<b>PA</b>	<b>HM</b>	<b>Requested</b>
<b>Poarch Band of Creek Indians – COVID-19 Pandemic</b>	DR	X	X		5/15
<b>WA – Wildfires and Straight-Line Winds</b>	DR	X	X	X	9/16 & 10/9
<b>NJ – Tropical Storm Isaias</b>	DR		X	X	9/28
<b>CT – Tropical Storm Isaias</b>	DR		X	X	9/30
<b>TX – Hurricane Hanna</b>	DR		X	X	9/30
<b>TX – Hurricane Laura</b>	DR	X	X	X	9/30
<b>PA – Tropical Storm Isaias</b>	DR	X	X	X	10/5
<b>MS – Tropical Storm Cristobal (Appeal)</b>	DR		X	X	10/1
<b>UT – Severe Storm and Straight-line Winds</b>	DR		X	X	10/7
<b>AL – (Expedited) Hurricane Zeta</b>	DR		X	X	10/29





# FEMA

# FEMA Common Operating Picture

### FEMA HQ

<b>NWC</b>	<b>NRCC</b>
Monitoring	Level III

### FEMA REGIONS

<b>WATCH</b>	<b>RRCC</b>
Monitoring	I
Monitoring	II
Monitoring	III
Monitoring	IV
Monitoring	V
Monitoring	VI
Alt Location	VII
Monitoring	VIII
Monitoring	IX
Monitoring	X

**Notes:**

NRCC / RRCCs: All State EOCs, activated for COVID-19 (except IL,OR,SD)

PR: Earthquakes  
 AL: Sally/Delta/Zeta  
 MS: Delta/Zeta  
 LA: Laura/Delta/Zeta  
 IA: Derecho  
 CA: Wildfires  
 OK: Winter Weather  
 PA: Civil Unrest  
 FL: Eta

Major Disasters (DR): 108  
 Emergency Disasters (EM): 58  
 JFOs: 11 / VFOs: 17  
 Staging Area  
 Declared County (non-COVID-19 Declarations)  
 Fully Activated  
 Partially Activated  
 Monitoring

As of 8:00 a.m. ET November 10, 2020  
 Created by FEMA NWC

**Region X COVID DRs**

4481-DR-WV/4499-DR-OR  
 4483-DR-AK/4534-DR-ID  
 FCO: Michael F. O'Hare  
 VFO: Bothell, WA

**Region VIII COVID DRs**

4498-DR-CO/4508-DR-MT  
 4509-DR-ND/4525-DR-UT  
 4527-DR-SD/4535-DR-WY  
 FCO: Lee K. dePalo  
 VFO: Denver, CO

**Region VII COVID DRs**

4483-DR-IA/4490-DR-NE  
 4504-DR-KS/4521-DR-MO  
 FCO: Paul Taylor  
 VFO: Kansas City, MO

**4557-DR-IA**  
 4561-DR-SD  
 FCO: DuWayne Tewes  
 VFO: Windsor Heights, IA

**4414/4442-DR-MN**  
 4477-DR-WI  
 FCO: John F. Boyle  
 4424/4447-DR-OH  
 4461-DR-IL  
 FCO: Steven W. Johnson  
 VFO: Springfield, IL

**Region V COVID DRs**

4489-DR-IL/4494-DR-MI  
 4507-DR-OH/4515-DR-IN  
 4520-DR-WV/4531-DR-MN  
 FCO: Kevin M. Sligh  
 VFO: Chicago, IL

**4472-DR-NY**  
 FCO: Seamus K. Leary  
 VFO: Albany, NY

**Region I COVID DRs**

4486-DR-MA/4500-DR-CT  
 4505-DR-NH/4516-DR-NH  
 4522-DR-ME/4532-DR-VT  
 FCO: W. Russell Webster  
 VFO: Maynard, MA

4372/4379-DR-MA  
 4410-DR-CT  
 4445/4474-DR-VT  
 4457-DR-NH  
 FCO: James McPherson  
 VFO: Dover, NH

**3535-EM-CT**  
 FCO: Robert V. Fogel  
 VFO: TBD

**Region II COVID DRs**

4480-DR-NY  
 FCO: Thomas Von Essen  
 VFO: Albany, NY

4488-DR-NJ  
 FCO: Thomas Von Essen  
 VFO: West Trenton, NJ

4493-DR-PR  
 FCO: Thomas Von Essen  
 VFO: Guaynabo, PR

4513-DR-VI  
 FCO: Thomas Von Essen  
 VFO: Christiansd, VI

**Region III COVID DRs**

4484-DR-MD/4502-DR-DC  
 4506-DR-PA/4512-DR-VA  
 4517-DR-WV/4526-DR-DE  
 FCO: MaryAnn Tierney  
 VFO: Philadelphia, PA

4540-DR-KY  
 FCO: Kevin A. Wallace  
 VFO: Frankfort, KY

3533-EM-FL  
 4400-DR-GA  
 4546/4554/4555-DR-AL  
 FCO: Terry L. Quarles  
 VFO: Atlanta, GA

**Region IV COVID DRs**

4486-DR-FL/4487-DR-NC  
 4492-DR-SC/4497-DR-KY  
 4501-DR-GA/4503-DR-AL  
 4514-DR-TN/4528-DR-MS  
 4545-DR-STOR  
 FCO: Gracia B. Saczech  
 VFO: Atlanta, GA

4548-DR-AR  
 FCO: Robert J. Fenton  
 VFO: Oakland, CA

4549-DR-HI  
 FCO: Colby Stanton  
 VFO: TBD

**Region IX COVID DRs**

4482-DR-CA/4495-DR-GU  
 4510-DR-HI/4511-DR-MP  
 4523-DR-NV/4524-DR-AZ  
 4537-DR-AS  
 FCO: Robert J. Fenton  
 VFO: Oakland, CA

4553/4565-DR-ND  
 FCO: James S. Stephenson  
 4440/4469-DR-SD  
 FCO: Jon K. Huss  
 VFO: Denver, CO

**Region VI COVID DRs**

4484-DR-LA  
 4485-DR-TX  
 4518-DR-AR  
 4529-DR-NM  
 4530-DR-OK  
 FCO: George A. Robinson  
 VFO: Denton, TX

4552-DR-MO  
 FCO: John Brogan  
 VFO: Kansas City, MO

**TC Zeta**  
 R/V IMAT 1 (Pearl, MS)  
 R/V IMAT 2 (Baton Rouge, LA)

3527/3543/  
 3549-EM-LA  
 4559/4570-DR-LA  
 FCO: John E. Long  
 VFO: Baton Rouge, LA

3539/3544/3548  
 3550-EM-MS  
 4478/4536/4538/  
 4551-DR-MS  
 FCO: Brett H. Howard  
 VFO: Canton, MS

4564/4399-DR-FL  
 FCO: Jeffrey L. Coleman  
 VFO: Panama City, FL

4571-DR-PR  
 FCO: Claude Hyacinthe  
 VFO: TBD

3530/3540-EM-TX  
 FCO: Jerry S. Thomas  
 VFO: TBD

4473/4560-DR-PR  
 FCO: Ponce, PR

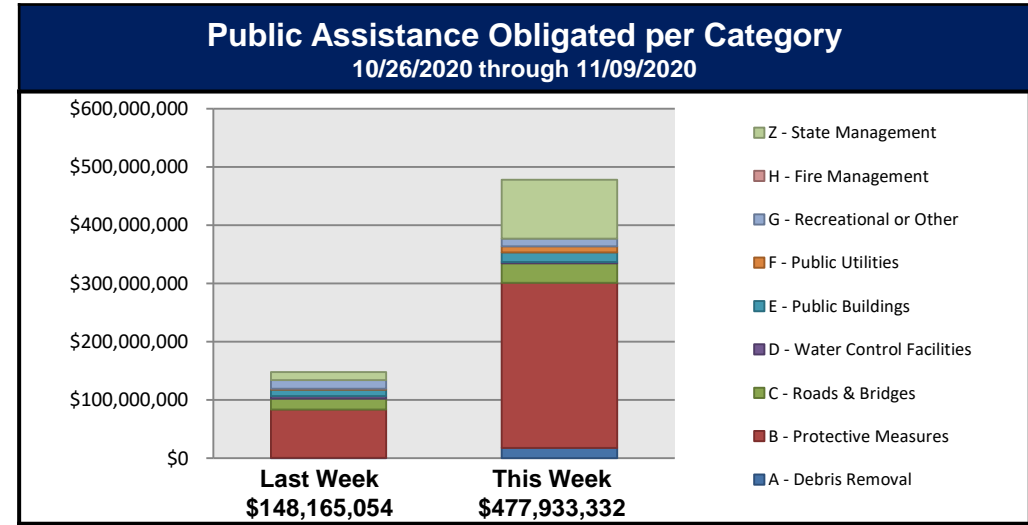
<b>N-IMATs</b>	
2-4 Teams Available	
Red	
White	Training
Blue	
Gold	
<b>R-IMATs</b>	
≥ 7 Teams Available	
I	2
II	
III	3
IV-1	MS
IV-2	
V	
VI-1	
VI-2	LA
VII	
VIII	1
IX-1	
IX-2	CA
X	OR
FMC	PMC
NMC	Deployed

Team:	US&R	MERS	FCOs	FDRCs	IM	IM CADRE AVAILABILITY SUMMARY	
Status	33-65%	> 66%	2 Type I	≤ 1	WORKFORCE	Cadres with 25% or Less Availability	
Assigned:	28	36	47	10	14,067 ▲	CVR 23% (19/83); EA 21% (96/463); EHP 25% (168/661); FL 19% (31/162); HM 25% (309/1,244); OPS 15% (49/331); PA 17% (534/3,165); SAF 18% (11/60)	
Unavailable:	1	0	2	0	3,014 ▲		
Deployed:	0	0	43	10	6,523 ▼		
Available:	27	36	2	0	4,530 / 32% ▲		



# Public Assistance Grant Program

PA Project Worksheets Obligated										
in past week, as of 11/09/2020 at 1500 EDT										
PA Category	Emergency Work		Permanent Work					H - Fire Management	Z - State Management	Total
	A - Debris Removal	B - Protective Measures	C - Roads & Bridges	D - Water Control Facilities	E - Public Buildings	F - Public Utilities	G - Recreational or Other			
Number Of PWs Obligated	24	152	198	10	49	30	65	0	109	637
Federal Share Obligated	\$17,728,882	\$283,728,410	\$33,587,026	\$1,725,859	\$16,727,859	\$10,371,679	\$13,418,212	\$0	\$100,645,404.21	\$477,933,331.90

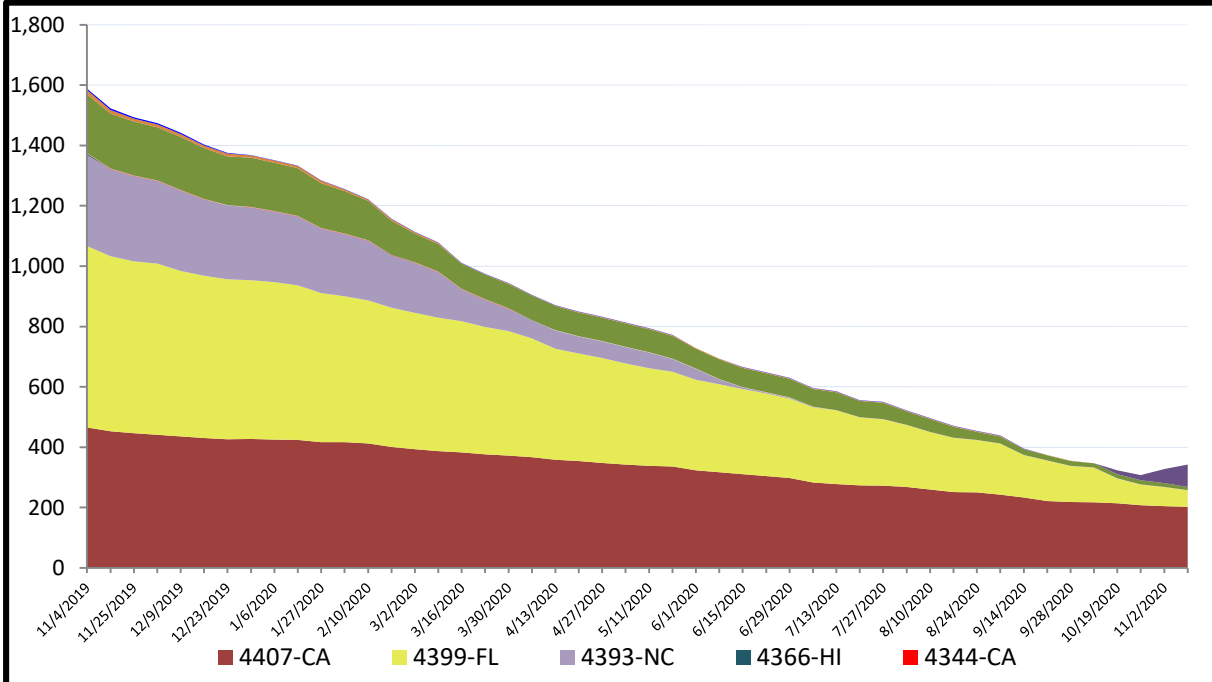


- ### This weeks PA Highlights
- In 4470-LA
    - \$65 Million obligated for Category Z – State Management
  - In 4505-RI
    - \$49 Million obligated for Category B – Protective Measures
  - In 4525-UT
    - \$45 Million obligated for Category B – Protective Measures

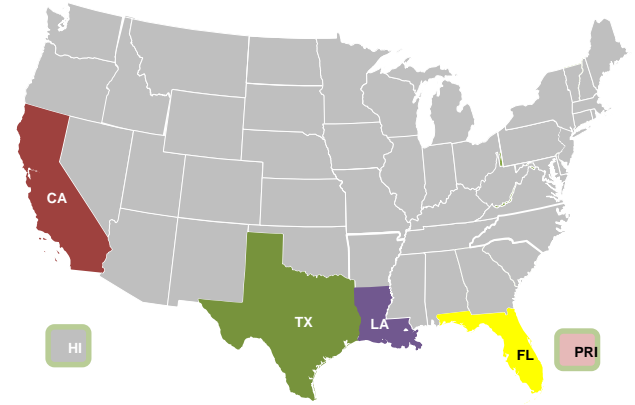
# Direct Housing



**Total Households in FEMA Direct Housing per State**  
 Past Year per Week, 11/04/2019 – 11/09/2020, There are currently **343** Households Occupying **343** Temporary Units



DR	IA Declaration Date	Program End Date	Current # of Households in Direct Housing (Weekly Change)
4559-LA	8/28/2020	2/28/2022	75 (+28)
4407-CA	11/12/2018	5/12/2020	202 (-3)
4399-FL	10/11/2018	4/11/2020	55 (-10)
4339-PR	9/20/2017	9/20/2019	1 (0)
4332-TX	8/25/2017	8/25/2019	10 (-3)



States with Currently Occupied Units



# Individual Assistance Activity



	Individuals and Households Program Activity As Of: 11/9/20				
	In Past 7 Days			Cumulative	
	Applicants Approved	Amount Approved	Applicants Approved	Amount Approved	
Open Registration Period	4557-IA Declared 08-17-2020	End Of Reg Period 11-02-2020			
	Housing Assistance	44	\$146,797.75	2,400	\$7,075,995.59
	Other Needs Assistance	22	\$23,323.90	1,430	\$2,969,837.78
	<b>Total IHP</b>	<b>\$170,121.65</b>		<b>\$10,045,833.37</b>	
	<b>Average IHP</b>			<b>\$3,650</b>	
	<b>Total Max Grants</b>			<b>HA</b>	<b>ONA</b>
	2		0	0	
Open Registration Period	4558-CA Declared 08-22-2020	End Of Reg Period 11-23-2020			
	Housing Assistance				\$12,548,541.00
	Other Needs Assistance	71	\$494,131.66	1,603	0
	<b>Total IHP</b>	<b>\$725,708.48</b>		<b>\$16,167,345.30</b>	
	<b>Average IHP</b>			<b>\$6,080</b>	
	<b>Total Max Grants</b>			<b>HA</b>	<b>ONA</b>
	182		0	0	
Open Registration Period	4559-LA Declared 08-28-2020	End Of Reg Period 11-27-2020			
	Housing Assistance	1,294	\$4,040,751.20	39,538	\$131,349,369.66
	Other Needs Assistance	1,329	\$1,336,113.19	59,492	\$60,040,698.88
	<b>Total IHP</b>	<b>\$5,376,864.39</b>		<b>\$191,390,068.54</b>	
	<b>Average IHP</b>			<b>\$2,724</b>	
	<b>Total Max Grants</b>			<b>HA</b>	<b>ONA</b>
	69		0	0	
Open Registration Period	4560-PR Declared 09-09-2020	End Of Reg Period 11-09-2020			
	Housing Assistance	22	\$55,810.07	184	\$513,834.53
	Other Needs Assistance	11	\$34,660.58	175	\$512,767.41
	<b>Total IHP</b>	<b>\$90,470.65</b>		<b>\$1,026,601.94</b>	
	<b>Average IHP</b>			<b>\$4,058</b>	
	<b>Total Max Grants</b>			<b>HA</b>	<b>ONA</b>
	0		0	0	
Open Registration Period	4562-OR Declared 09-15-2020	End Of Reg Period 11-16-2020			
	Housing Assistance	87	\$815,269.72	1,613	\$18,891,013.53
	Other Needs Assistance	52	\$217,674.01	2,327	\$5,320,388.29
	<b>Total IHP</b>	<b>\$1,032,943.73</b>		<b>\$24,211,401.82</b>	
	<b>Average IHP</b>			<b>\$9,034</b>	
	<b>Total Max Grants</b>			<b>HA</b>	<b>ONA</b>
	414		0	0	

Open Registration Period	4563-AL Declared 09-20-2020	End Of Reg Period 11-19-2020				
	Housing Assistance	1,548	\$4,964,873.96	6	14,946	\$47,941,956.24
	Other Needs Assistance	1,049	\$1,860,397.9	5	10,230	\$18,672,278.21
	<b>Total IHP</b>	<b>\$6,825,271.91</b>		<b>\$66,614,234.45</b>		
	<b>Average IHP</b>			<b>\$3,907</b>		
	<b>Total Max Grants</b>			<b>HA</b>	<b>ONA</b>	
	10		0	0		
Open Registration Period	4564-FL Declared 09-23-2020	End Of Reg Period 12-01-2020				
	Housing Assistance	501	\$1,571,061.1	9	4,847	\$18,041,348.12
	Other Needs Assistance	340	\$587,492.60	2,658	2,658	\$4,842,456.18
	<b>Total IHP</b>	<b>\$2,158,553.79</b>		<b>\$22,883,804.30</b>		
	<b>Average IHP</b>			<b>\$4,161</b>		
	<b>Total Max Grants</b>			<b>HA</b>	<b>ONA</b>	
	0		0	0		
Open Registration Period	4569-CA Declared 10-16-2020	End Of Reg Period 12-16-2020				
	Housing Assistance	74	\$428,530.80	141	1,019,999.55	
	Other Needs Assistance	23	\$196,124.20	40	\$329,137.49	
	<b>Total IHP</b>	<b>\$624,655.00</b>		<b>\$1,349,137.04</b>		
	<b>Average IHP</b>			<b>\$9,501</b>		
	<b>Total Max Grants</b>			<b>HA</b>	<b>ONA</b>	
	18		0	0		
Open Registration Period	4570-LA Declared 10-16-2020	End Of Reg Period 12-16-2020				
	Housing Assistance	572	\$2,538,913.0	9	1,875	\$7,763,938.68
	Other Needs Assistance	475	\$601,480.53	1,260	1,260	\$1,543,261.60
	<b>Total IHP</b>	<b>\$3,140,393.62</b>		<b>\$9,307,200.28</b>		
	<b>Average IHP</b>			<b>\$3,687</b>		
	<b>Total Max Grants</b>			<b>HA</b>	<b>ONA</b>	
	1		0	0		
Other IHP Active	10 Declarations IHP Programmatically Open - Closed Registration *					
	Housing Assistance	75	\$398,931.67			
	Other Needs Assistance	7	\$10,678.51			
	<b>Total IHP</b>	<b>\$409,610.18</b>				
	<b>Total IHP Approved in Past Week</b>	<b>\$20,554,593.40</b>				





# FEMA

**FEMA's mission is helping people before, during, and after disasters.**

Click [here](#) to subscribe to this briefing  
[FEMA.GOV](https://www.fema.gov)